

# 2021 PCRRC Data Report

## City of Oxford Police Division



Presented at the May 12, 2022  
Police Community Relations &  
Review Commission meeting

City of Oxford  
Police Division  
Charges by Race from January to December 2021

Race	Traffic & Criminal Citations	% of Total
Asian	101	5.93%
Black	167	9.81%
White	1358	79.79%
Other	22	1.29%
Unknown	54	3.17%
<b>Total</b>	<b>1702</b>	<b>100%</b>

The number of criminal and traffic charges are taken from the Oxford Police Division's Report Management System. Also, identification of race or ethnicity is typically determined by responding police officer.

City of Oxford  
Police Division  
Arrests by Race from January to December 2021

Race	Arrests	% of Total
Asian	22	2.43%
Black	99	10.95%
White	755	83.52%
Other	7	.77%
Unknown	21	2.33%
Total	904	100%

Source: City of Oxford Police Division Records Management System. The number of Arrests reflects the physical arrest of a person and not the number of criminal charges. This would include a warrant arrest on charges from previous years and expunged records.

City of Oxford  
Police Division

Charges by Age from January to December 2021

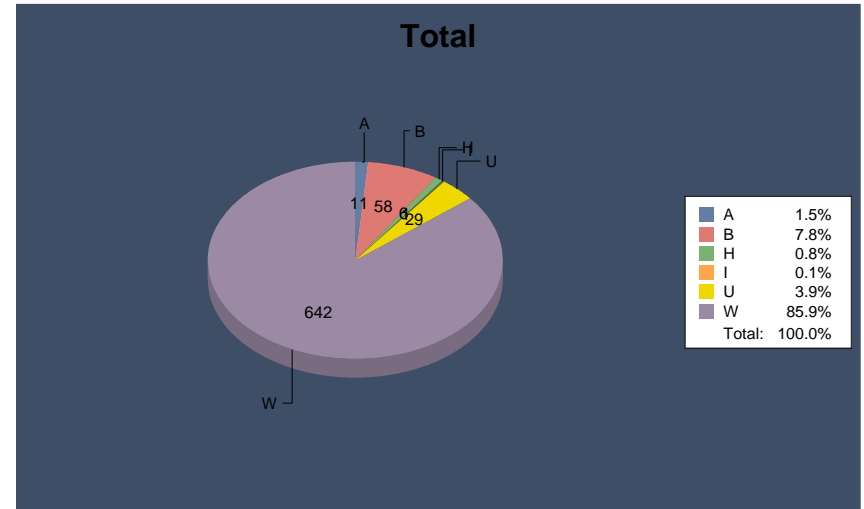
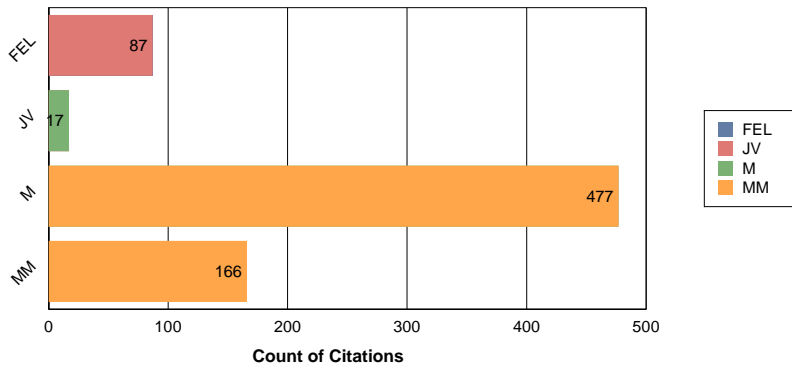
<b>Age</b>	<b>Charges</b>	<b>% of Total</b>
Under 16	25	1.47%
16 to 25	1091	64.10%
26 to 35	258	15.16%
36 to 45	164	9.64%
46 to 60	120	7.05%
61 to 70	21	1.23%
Over 71	21	1.23%
Unk	2	0.12%
Total	1702	100.00%

# Traffic Citation Breakdown

Race	# of Traffic Citations	Percentage
Asian	90	9.42%
Black	109	11.41%
White	716	74.97%
Other	15	1.6%
Unknown	25	2.6%
Total	955	100%

# Criminal Charge Breakdown

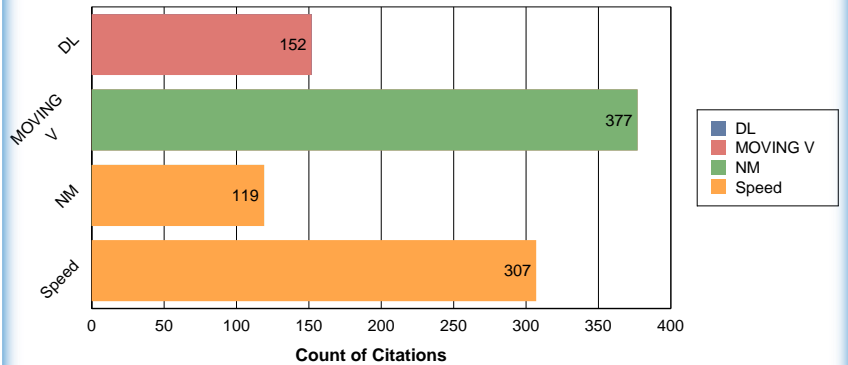
### Citation Types



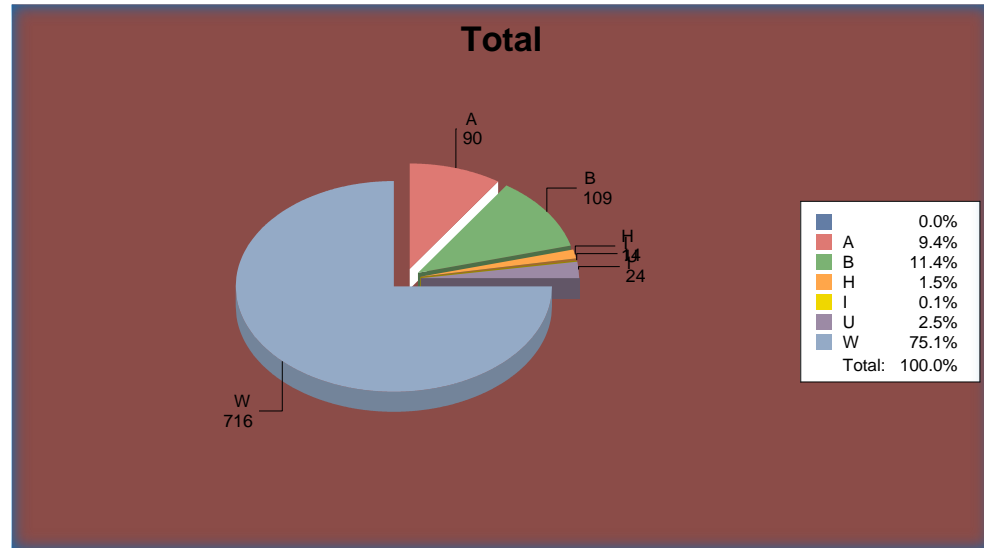
This report represents new criminal charges filed in 2021 that are classified as MM, M, Juvenile or Felonies. It does not include expungements, warrant arrests, OVIs, or other traffic offenses.

# Traffic Citation Breakdown

## Citation Types



## Citations by Race



## TRENDS 2017 - 2021

### City of Oxford Police Division

Race	Arrests & Citations 2017	% of Total	Arrests & Citations 2018	% of Total	Arrests & Citations 2019	% of Total	Arrests & Citations 2020	% of Total	Arrests & Citations 2021	% of Total
Asian	<b>272</b>	9.96%	<b>375</b>	17.45%	<b>350</b>	17.18%	<b>149</b>	9.50%	<b>101</b>	5.93%
Black	<b>171</b>	6.26%	<b>157</b>	7.31%	<b>156</b>	7.65%	<b>130</b>	8.30%	<b>167</b>	9.81%
White	<b>1687</b>	61.79%	<b>1575</b>	73.29%	<b>1450</b>	71.18%	<b>1228</b>	78.30%	<b>1358</b>	79.79%
Other	<b>10</b>	0.37%			<b>4</b>	0.19%	<b>6</b>	0.40%	<b>22</b>	1.30%
Unknown	<b>590</b>	21.61%	<b>42</b>	1.95%	<b>77</b>	3.78%	<b>51</b>	3.30%	<b>54</b>	3.17%
Total	<b>2730</b>	100.00%	<b>2149</b>	100.00%	<b>2037</b>	100.00%	<b>1564</b>	100.00%	<b>1702</b>	100%

The number of arrests and citations are taken from the Oxford Police Division's Report Management System. Also, identification of race or ethnicity is typically determined by responding police officer.

# 2021 Use of Force Reports

Officer	Date	Type of Force	Charges	Age	Race	Sex
62	2/20/2021	Physical	Disorderly Conduct M-4/Resisting Arrest	22	W	M
46	4/7/2021	Physical	Felony Warrants/Resisting Arrest	35	W	M
53/62	4/24/2021	Physical	Underage/Obstructing Official Business	18	B	M
35	5/8/2021	Physical	Criminal Mischief/Resisting Arrest	53	W	M
54	9/21/2021	Physical	Underage/Prohibitions/Disorderly Conduct	18	B	M
49	9/18/2021	Physical	Disorderly Conduct/Resisting Arrest	21	W	M
59	10/10/2021	Asp	Felony Warrants	36	W	M
49	10/18/2021	Physical	Violation of Protection Order	33	W	M
52/38	11/1/2021	Physical	Domestic Violence/Resisting Arrest/Obstructing	20	B	M

# 2021 Display of Force Reports

Officer	Date	Weapon Displayed	Circumstances	Age	Race	Sex
40	3/4/2021	Firearm	Warrants for multiple Aggravated Robbery charges	18	W	M
33/53	4/26/2021	Firearm	Burglary/Fail to Comply	30	W	M
62/42	3/19/2021	Firearm	Burglary	24	W	M
59/42	5/3/2021	Firearm	Obstructing Official Business	24	B	M
54	8/31/2021	Firearm	Burglary	38	W	M
44	10/10/2021	Firearm	Felony Warrants	36	W	M
1	11/10/2021	Firearm	Burglary in progress/Suspect in house with knife	51	W	M
42	12/9/2021	Firearm	Criminal Trespass/Vehicle Pursuit	34	W	M

# 2021 Formal Complaints

Month of Complaint	Employee Classification	Type of Complaint	Resolution
February	Police Officer	Driving – FTY to pedestrian	Exonerated
September	Police Officer	Racial profiling	Unfounded

# 2021 Positive Feedback

Type	# received
Email from a citizen to Chief thanking officer	6
Thank you cards or letters sent to the Chief	3
Voicemails	3
Feedback form (specific to officer)	3

# Online Feedback Form

Type	# received
Negative experience	5
Positive experience	6

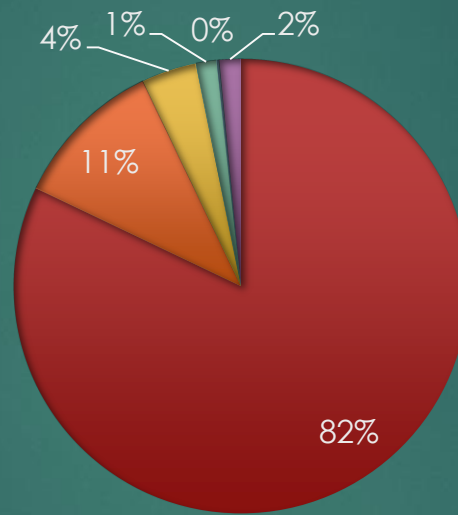
These comments range from a complaint about a parking ticket, to general anonymous complaints about undercover tactics (that are not actually used), and to specific incident complaints and compliments. Appropriate follow-up is attempted in each case.



# 2021 Self Initiated Stop Data

THE CITY OF OXFORD POLICE DEPARTMENT

# 2021 Traffic Stop data

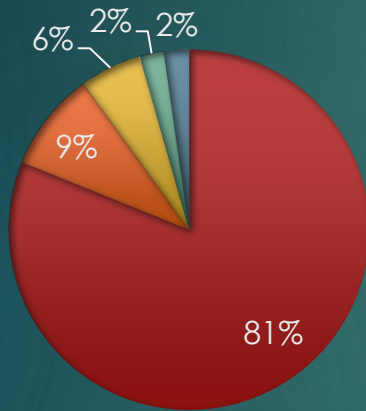


TOTAL 1941

■ WHITE 1618 ■ BLACK 213 ■ ASIAN 77 ■ UNKNOWN 29 ■ AMERICAN INDIAN 4 ■ PACIFIC 30

# 2021 Traffic Crash Benchmark data

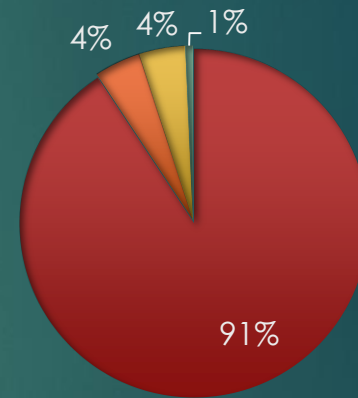
## ▶ AT FAULT



TOTAL 180

WHITE 146    BLACK 16    ASIAN 10  
UNKNOWN 4    PACIFIC 4

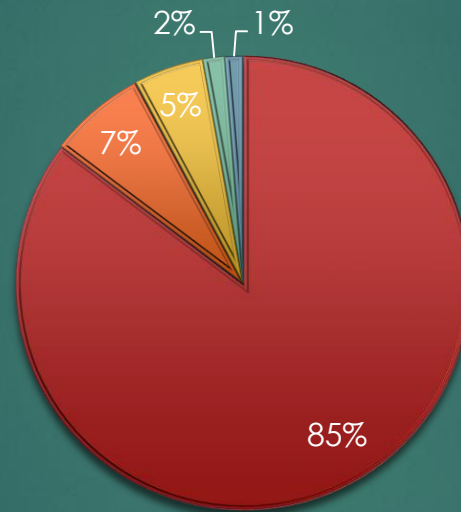
## ▶ NO FAULT



TOTAL 140

WHITE 127    BLACK 6    ASIAN 6    PACIFIC 1

# 2021 Traffic Crash Benchmark data

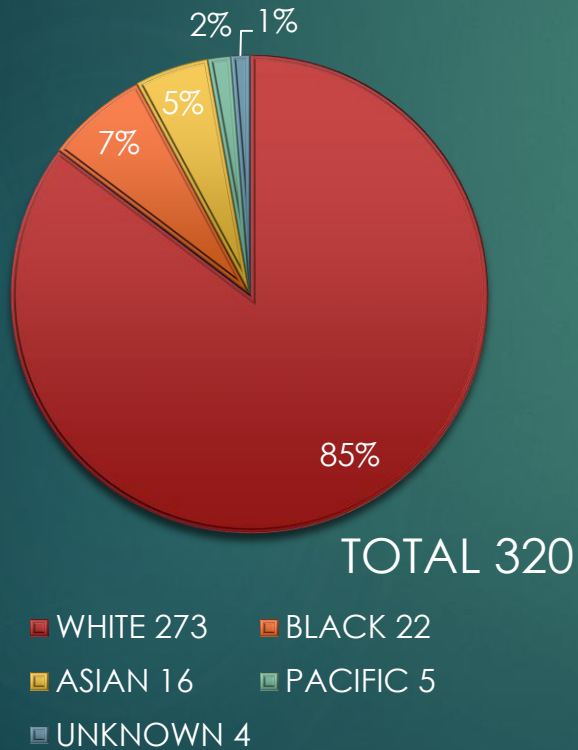


TOTAL 320

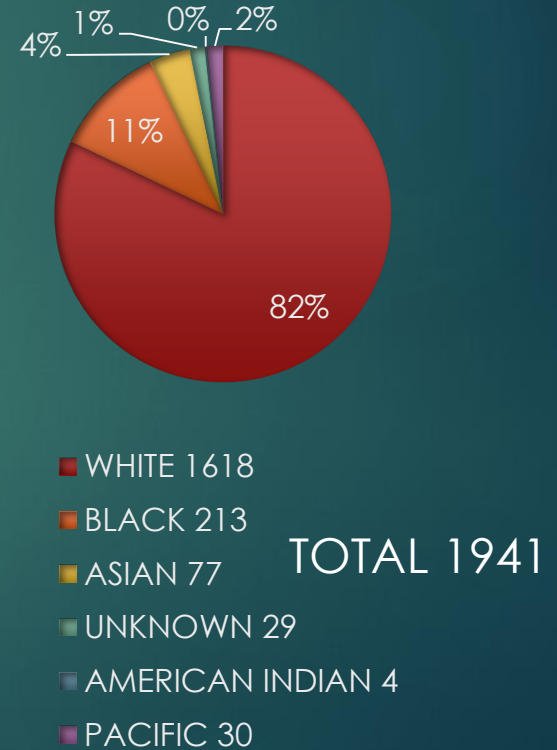
■ WHITE 273 ■ BLACK 22 ■ ASIAN 16 ■ PACIFIC 5 ■ UNKNOWN 4

# Comparison of Crash vs Traffic Stop

Crash Total



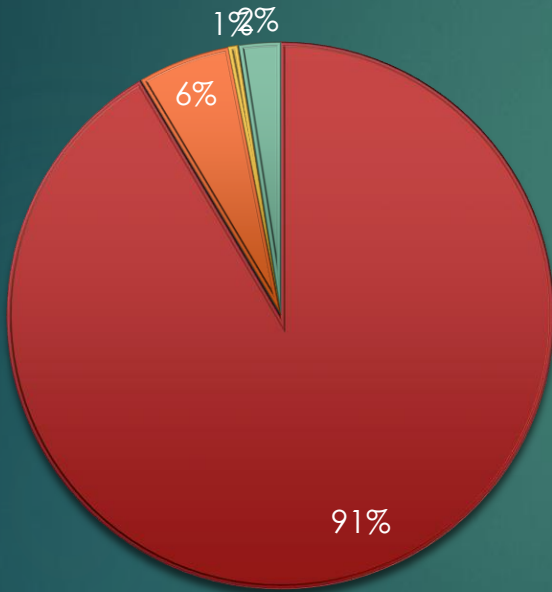
Traffic Stop



# PEDESTRIAN STOP



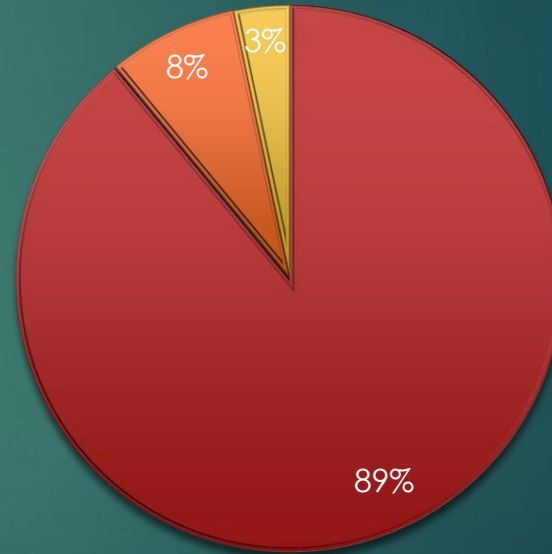
## ▶ ARREST



TOTAL 164

- WHITE 150
- BLACK 9
- ASIAN 1
- UNKNOWN 4

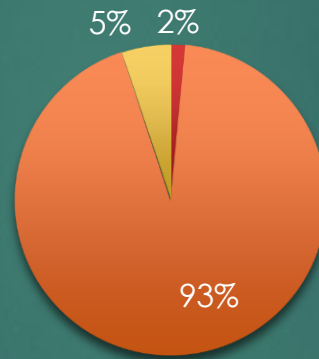
## ▶ NO ACTION



TOTAL 91

- WHITE 81
- BLACK 7
- ASIAN 3

# ETHNICITY TRAFFIC STOP DATA

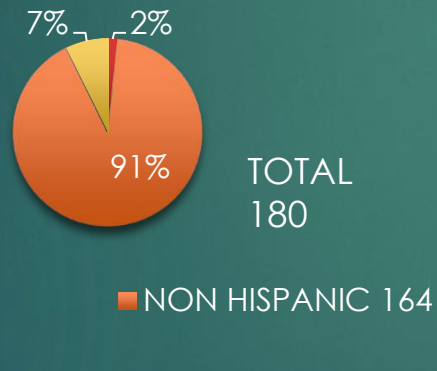


TOTAL 1971

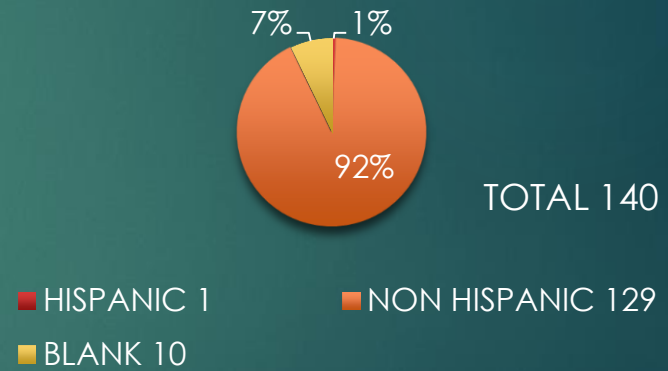
■ HISPANIC 30   ■ NON HISPANIC 1841   ■ BLANK 100

# ETHNICITY CRASH DATA

AT FAULT

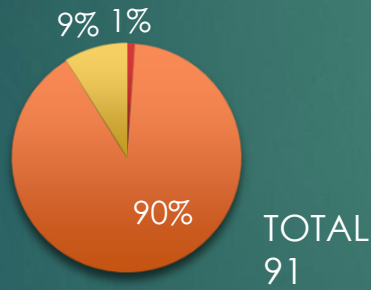


NO FAULT



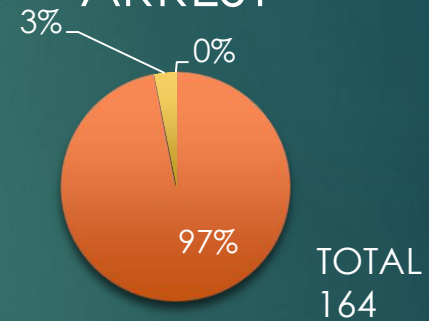
# ETHNICITY PEDESTRIAN STOP DATA

## NO ACTION



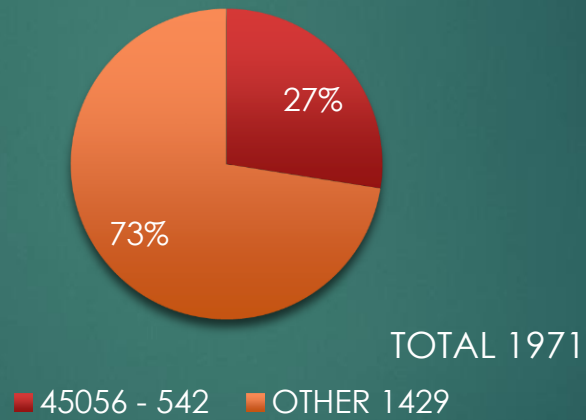
■ HISPANIC 1 ■ NON HISPANIC 82 ■ BLANK 8

## ARREST



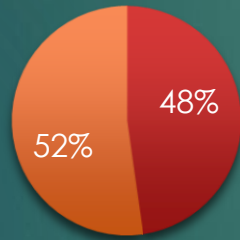
■ HISPANIC 0 ■ NON HISPANIC 159 ■ BLANK 5

# TRAFFIC STOP ZIP CODE DATA



# TRAFFIC CRASH ZIP CODE DATA

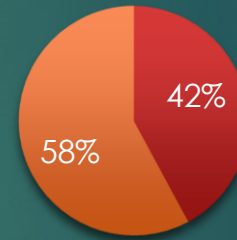
## AT FAULT



TOTAL 180

■ 45056 - 86 ■ OTHER 94

## NO FAULT

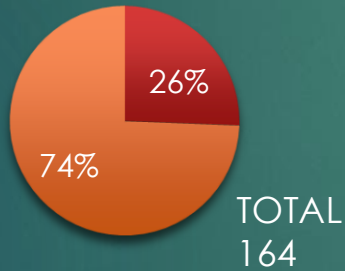


TOTAL 140

■ 45056 - 59 ■ OTHER 81

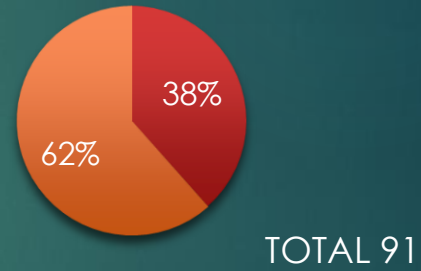
# PEDESTRIAN STOP ZIP CODE DATA

## ARREST



■ 45056 - 42   ■ OTHER - 122

## NO ACTION



■ 45056 - 35   ■ OTHER - 56